

6

5

4

3

2

1

MATERIAL AND FINISH:

Insulator: Impact resistance Polypropylene, black, UL-94V-HB rated

PDSN-24-2A (wire leads): PVC, 26 AWG

Contact & terminals:

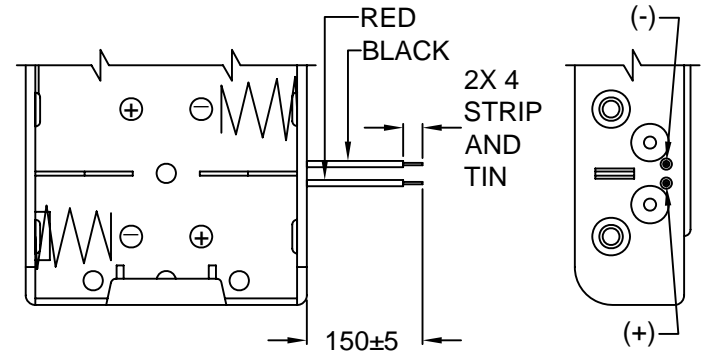
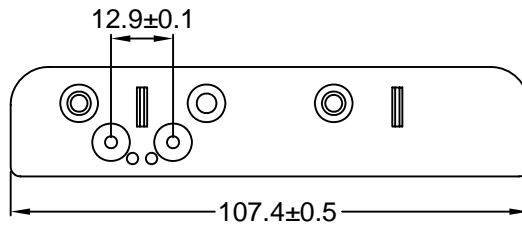
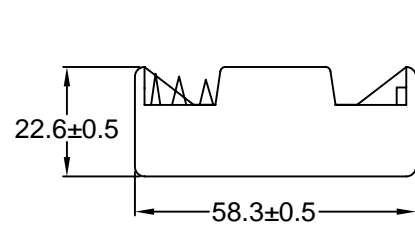
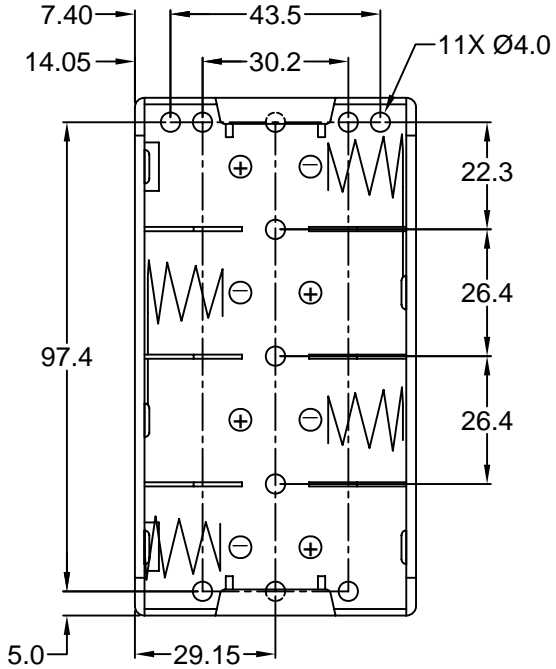
PDSN-24-2B: Brass, Nickel plated

PDSN-24-2C: Brass, Nickel plated

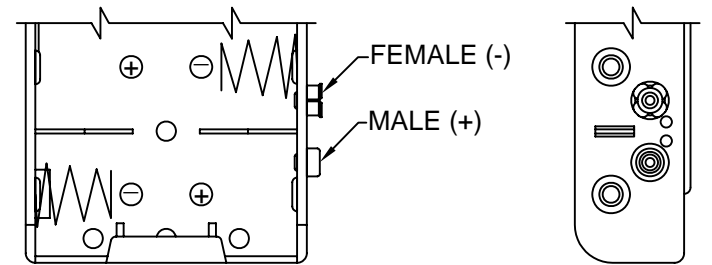
Spring: Spring Steel, Nickel plated imbedded in Polypropylene

ENVIRONMENTAL:

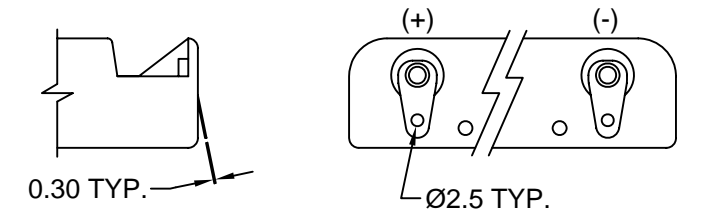
Operating temperature: -5°C to +83°C



PDSN-24-2A WIRE LEADS



PDSN-24-2B SNAP TERMINAL



PDSN-24-2C SOLDER LUGS

D

C

B

A

REVISIONS	CHNG	CHECK	APPR		
	DATE	DATE	DATE	DATE	DATE
	5/27/00	5/27/00	5/27/00	5/27/00	5/27/00
	A	B			

TOLERANCE UNLESS OTHERWISE SPECIFIED	
X	± 1
X.X	± 0.4
X.XX	± 0.20

Power Dynamics, Inc.
 Phone: 973 560-0019 Whippany, New Jersey Fax: 973 560-0076
PART: 4 CELL TYPE "C" BATTERY HOLDER

DRAWN BY	TM	DATE:	3/21/94
CHECK BY	TD	DATE:	6/28/00
APPR BY	JJ	DATE:	6/28/00

PDSN-24-2X
 PART #: PDSN-24-2X
 SIZE: A
 SCALE: NTS
 ALL DIMENSIONS FOR REFERENCE ONLY
 DIMENSIONS ARE IN MILLIMETERS
 SHEET 1 of 1
 REV: B